



Eight Steps of the Sacrament of Reconciliation, the Sacrament of Forgiveness




1. Greeting: Say "hello" to the priest.




2. The Sign of the Cross




3. Confess: Say aloud what you are sorry for.



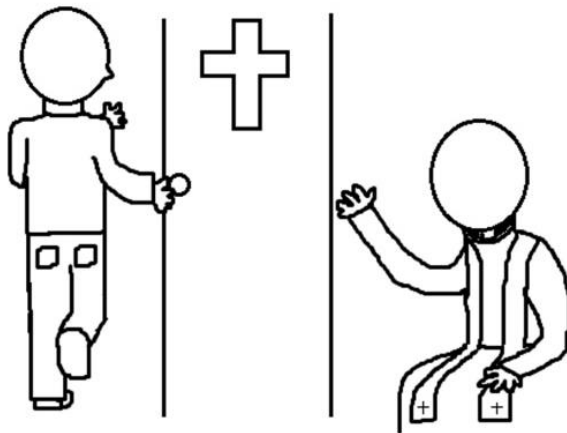
4. Penance: Listen to the priest's advice.



5. Act of Contrition: Say your prayer, which explains how sorry you are.



6. Absolution: The priest gives you God's forgiveness.



7. Goodbye: Thank the priest and say goodbye.



8. Do your penance. Say the prayers and do the things that the priest gave you to do.

A Simple Rite of Confession for Children

1. Go up to the priest and kneel or sit down. Say aloud:
2. *In the name of the Father, and of the Son and of the Holy Spirit. Amen.*
3. *I am here to tell you about my sins.*

One sin is _____.

Another sin is _____.

I am very sorry for these sins.

4. Listen to any suggestions the priest might make, especially what he tells you to do to strengthen yourself. This is called "penance."
5. Say this Act of Contrition when the priest invites you to do so:

**O my God,
because you are so good,
I am very sorry
that I have sinned against you.
With the help of your love,
I will not sin again.
Amen.**

6. Listen to the words of God's forgiveness that the priest will say.
7. Say thank you and goodbye.
8. Take some time to pray after and say any prayers or remember to do any actions that the priest gave you as penance.

Act of Contrition
(For Young Children)

**O my God,
because you are so good,
I am very sorry
that I have sinned against you.
With the help of your love,
I will not sin again.
Amen.**